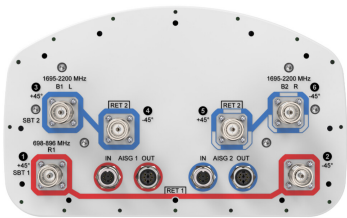


# NHH-65C-HG-R2B



6-port Next Generation PerforMax™ sector antenna, 2x 698–896 and 4x 1695–2200 MHz, 65° HPBW, 2x RET

- Antenna optimized for higher gain with superior radiation efficiency
- Designed to reduce SUB 1 alarm triggers with pattern consistency between low band and mid band
- Superior patterns for enhanced interference mitigation resulting in improved SINR, higher throughput, and more capacity
- Interleaved dipole technology results into an attractive, low wind load mechanical package
- Internal SBTs allow remote RET control from the radio over the RF jumper cable
- Powered by ANDREW’s next generation high-efficiency SEED® technology
- Best in class PIM immunity

## General Specifications

Antenna Type	Sector
Band	Multiband
Color	Light Gray (RAL 7035)
Grounding Type	RF connector body grounded to reflector and mounting bracket
Performance Note	Outdoor usage
Radome Material	Fiberglass, UV resistant
Radiator Material	Copper   Low loss circuit board
Reflector Material	Aluminum
RF Connector Interface	4.3-10 Female
RF Connector Location	Bottom
RF Connector Quantity, mid band	4
RF Connector Quantity, low band	2
RF Connector Quantity, total	6

## Remote Electrical Tilt (RET) Information

RET Hardware	CommRET v2
RET Interface	8-pin DIN Female   8-pin DIN Male
RET Interface, quantity	2 female   2 male
Input Voltage	10–30 Vdc
Internal Bias Tee	Port 1   Port 3
Internal RET	Low band (1)   Mid band (1)


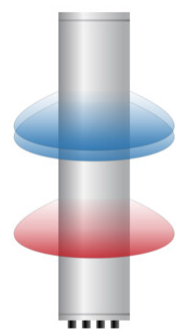
# NHH-65C-HG-R2B

Power Consumption, active state, maximum	10 W
Power Consumption, idle state, maximum	2 W
Protocol	3GPP/AISG 2.0 (Single RET)

## Dimensions

Width	301 mm   11.85 in
Depth	180 mm   7.087 in
Length	2438 mm   95.984 in
Net Weight, antenna only	24.4 kg   53.793 lb

## Array Layout

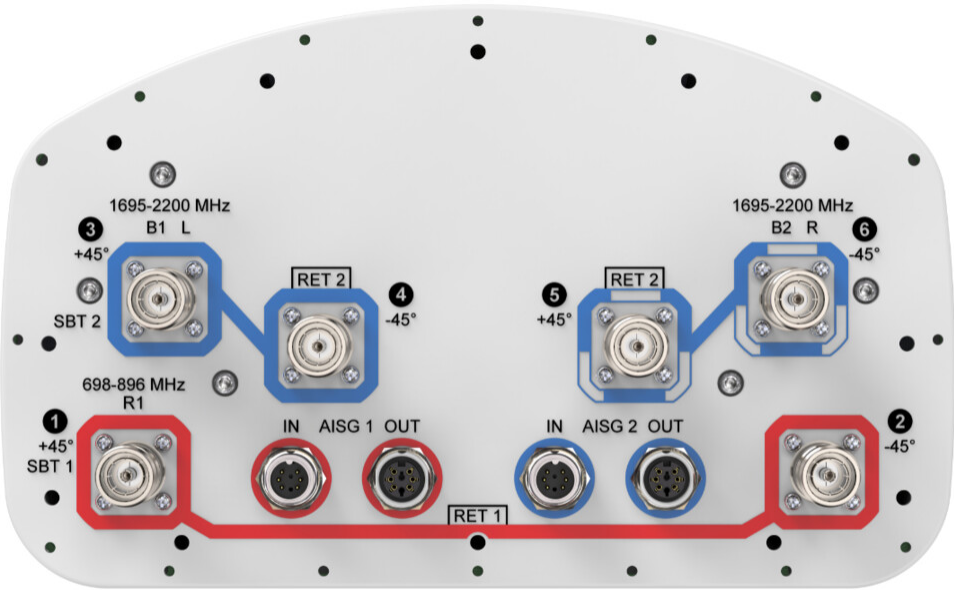


Array ID	Frequency (MHz)	RF Connector	RET (SRET)	AISG No.	SBT RF PORT	SBT No.	RET UID
R1	698-896	1 - 2	1	AISG1	1	1	CPxxxxxxxxxxxxR1
B1	1695-2200	3 - 4	2	AISG2	3	2	CPxxxxxxxxxxxxB1
B2	1695-2200	5 - 6					

(Sizes of colored boxes are not true depictions of array sizes)

## Port Configuration

# NHH-65C-HG-R2B



## Electrical Specifications

Impedance	50 ohm
Operating Frequency Band	1695 – 2200 MHz   698 – 896 MHz
Polarization	±45°

## Electrical Specifications

	R1	R1	B1,B2	B1,B2	B1,B2
Frequency Band, MHz	698–798	824–896	1695–1880	1850–1990	1920–2200
RF Port	1,2	1,2	3,4,5,6	3,4,5,6	3,4,5,6
Gain, dBi	17	17.3	19.1	19.3	19.8
Beamwidth, Horizontal, degrees	65	60	66	65	63
Beamwidth, Vertical, degrees	8.7	7.7	5.2	4.9	4.7
Beam Tilt, degrees	0–11	0–11	0–7	0–7	0–7
USLS (First Lobe), dB	16	16	17	18	18
Front-to-Back Ratio at 180°, dB	30	31	37	35	37
Isolation, Cross Polarization, dB	25	25	25	25	25
VSWR   Return loss, dB	1.5   14.0	1.5   14.0	1.5   14.0	1.5   14.0	1.5   14.0
PIM, 3rd Order, 2 x 20 W, dBc	-153	-153	-153	-153	-153

# NHH-65C-HG-R2B

<b>Input Power per Port at 50°C, maximum, watts</b>	300	300	250	250	250
---	-----	-----	-----	-----	-----

## Mechanical Specifications

<b>Wind Loading @ Velocity, frontal</b>	393.0 N @ 150 km/h (88.3 lbf @ 150 km/h)
<b>Wind Loading @ Velocity, lateral</b>	330.0 N @ 150 km/h (74.2 lbf @ 150 km/h)
<b>Wind Loading @ Velocity, maximum</b>	757.0 N @ 150 km/h (170.2 lbf @ 150 km/h)
<b>Wind Loading @ Velocity, rear</b>	398.0 N @ 150 km/h (89.5 lbf @ 150 km/h)
<b>Wind Speed, maximum</b>	241 km/h (150 mph)

## Packaging and Weights

<b>Width, packed</b>	380 mm   14.961 in
<b>Depth, packed</b>	295 mm   11.614 in
<b>Length, packed</b>	2571 mm   101.221 in
<b>Weight, gross</b>	36.8 kg   81.13 lb

## Regulatory Compliance/Certifications

<b>Agency</b>	<b>Classification</b>
CHINA-ROHS	Below maximum concentration value
REACH-SVHC	Compliant as per SVHC revision on <a href="http://www.commscope.com/ProductCompliance">www.commscope.com/ProductCompliance</a>
ROHS	Compliant
UK-ROHS	Compliant



## Included Products

BSAMNT-3	–	Wide Profile Antenna Downtilt Mounting Kit for 2.4 - 4.5 in (60 - 115 mm) OD round members. Kit contains one scissor top bracket set and one bottom bracket set.
----------	---	--

## \* Footnotes

<b>Performance Note</b>	Severe environmental conditions may degrade optimum performance
-------------------------	---