


SWH-200

SnapWrap Hanger

Bulletin 7845632 Rev. C | Page 1 of 1




Strap with strap tensioning corrugations for different bundle sizes

Strap clips


Latches

1




Hold the Snapwrap with the "CABLE BUNDLE THIS SIDE" facing up and place the cables that you want to secure on top of the strap near the edge with the latches.

2




Stretch and wrap strap tightly around cable bundle expanding the corrugations until you get two strap holes to slide down onto the latches.

3




Snap hanger into 3/4" hole.

4

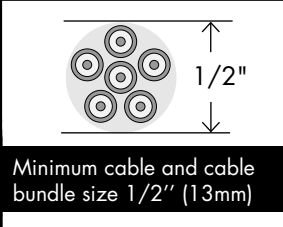


Secure excess strap onto itself using strap clips. Installation is complete as shown.

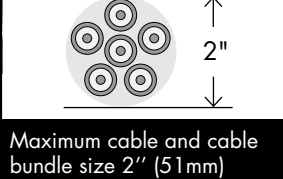
5



To remove: Press down with thumb and apply pressure with fingers on clip to squeeze latches together and rotate hanger out.



Minimum cable and cable bundle size 1/2" (13mm)



Maximum cable and cable bundle size 2" (51mm)

Additional PIM-Free Adapters

Part Number	Description
UA-3C	PIM free angle adapter
SA-3C	PIM free round member adapter
SA-1TR	PIM free multifunction adapter

ANDREW an Amphenol company
2601 Telecom Parkway, Richardson, Texas, 75082, USA
www.andrew.com

Notice: ANDREW disclaims any liability or responsibility for the results of improper or unsafe installation, inspection, maintenance, or removal practices.
Aviso: ANDREW no acepta ninguna obligación ni responsabilidad como resultado de prácticas incorrectas o peligrosas de instalación, inspección, mantenimiento o retiro.
Avis: ANDREW décline toute responsabilité pour les conséquences de procédures d'installation, d'inspection, d'entretien ou de retrait incorrectes ou dangereuses.
Hinweis: ANDREW lehnt jede Haftung oder Verantwortung für Schäden ab, die aufgrund unsachgemäßer Installation, Überprüfung, Wartung oder Demontage auftreten.
Atenção: A ANDREW abdica do direito de toda responsabilidade pelos resultados de práticas inadequadas e sem segurança de instalação, inspeção, manutenção ou remoção.
Avvertenza: ANDREW declina eventuali responsabilità derivanti dall'esecuzione di procedure di installazione, ispezione, manutenzione e smontaggio improprie o poco sicure.
注意: ANDREW 公司申明對於不恰當或不安全的安裝、檢驗、維修或拆卸操作所導致的後果不負任何義務和責任

©2025 ANDREW, an Amphenol company. All rights reserved. Amphenol and ANDREW are registered trademarks of Amphenol and/or its affiliates in the U.S. and other countries. All product names, trademarks and registered trademarks are property of their respective owners.

Technical Support
+1 888 297 6433, Option 3 (Toll Free US and Canada)
awpnarsupport@andrew.com

Millimeters 20 30 40 50 60 70 80 90 100 Inches 1 2 3 4