


FVV-65A-R3



6-port sector antenna, 2x 617-894 and 4x 1695–2690 MHz, 65° HPBW, 3x RET, 600 MHz-Ready Antenna Technology

General Specifications

Antenna Type	Sector
Band	Multiband
Color	Light Gray (RAL 7035)
Grounding Type	RF connector inner conductor and body grounded to reflector and mounting bracket
Performance Note	Outdoor usage
Radome Material	Fiberglass, UV resistant
Radiator Material	Copper Low loss circuit board
Reflector Material	Aluminum
RF Connector Interface	4.3-10 Female
RF Connector Location	Bottom
RF Connector Quantity, high band	4
RF Connector Quantity, mid band	0
RF Connector Quantity, low band	2
RF Connector Quantity, total	6

Remote Electrical Tilt (RET) Information


RET Hardware	CommRET v2
RET Interface	8-pin DIN Female 8-pin DIN Male
RET Interface, quantity	1 female 1 male
Input Voltage	10–30 Vdc
Internal RET	High band (2) Low band (1)
Power Consumption, idle state, maximum	2 W
Power Consumption, normal conditions, maximum	10 W
Protocol	3GPP/AISG 2.0 (Single RET)

FVV-65A-R3

Dimensions

Width	300 mm 11.811 in
Depth	181 mm 7.126 in
Length	1413 mm 55.63 in
Net Weight, without mounting kit	15.7 kg 34.613 lb

Array Layout



Array	Freq (MHz)	Conns	RET (SRET)	AISG RET UID
R1	617-894	1-2	1	CPxxxxxxxxxxxxxxR1
Y1	1695-2690	3-4	2	CPxxxxxxxxxxxxxxY1
Y2	1695-2690	5-6	3	CPxxxxxxxxxxxxxxY2


Left

Right

Bottom

(Sizes of colored boxes are not true depictions of array sizes)

Port Configuration



Electrical Specifications

Impedance	50 ohm
-----------	--------

FVV-65A-R3

Operating Frequency Band	1695 – 2690 MHz 617 – 894 MHz
Polarization	±45°
Total Input Power, maximum	900 W @ 50 °C

Electrical Specifications

Frequency Band, MHz	617–698	698–894	1695–1880	1850–1990	1920–2200	2300–2500	2500–2690
Gain, dBi	13.2	14.1	16.5	17	17.3	17.8	17.8
Beamwidth, Horizontal, degrees	75	74	69	66	67	64	60
Beamwidth, Vertical, degrees	18.2	15.4	7.6	7.1	6.8	5.9	5.5
Beam Tilt, degrees	2–18	2–18	2–12	2–12	2–12	2–12	2–12
USLS (First Lobe), dB	23	23	16	16	17	19	18
Front-to-Back Ratio at 180°, dB	28	32	32	32	31	31	31
Isolation, Cross Polarization, dB	25	25	25	25	25	25	25
Isolation, Inter-band, dB	28	28	28	28	28	28	28
VSWR Return loss, dB	1.5 14.0	1.5 14.0	1.5 14.0	1.5 14.0	1.5 14.0	1.5 14.0	1.5 14.0
PIM, 3rd Order, 2 x 20 W, dBc	-150	-150	-150	-150	-150	-150	-150
Input Power per Port at 50°C, maximum, watts	250	250	200	200	200	200	200

Mechanical Specifications

Mechanical Tilt Range	0°–18°
Wind Loading @ Velocity, frontal	203.0 N @ 150 km/h (45.6 lbf @ 150 km/h)
Wind Loading @ Velocity, lateral	167.0 N @ 150 km/h (37.5 lbf @ 150 km/h)
Wind Loading @ Velocity, maximum	392.0 N @ 150 km/h (88.1 lbf @ 150 km/h)
Wind Loading @ Velocity, rear	208.0 N @ 150 km/h (46.8 lbf @ 150 km/h)
Wind Speed, maximum	241 km/h (150 mph)

Packaging and Weights

Width, packed	380 mm 14.961 in
Depth, packed	295 mm 11.614 in
Length, packed	1537 mm 60.512 in
Weight, gross	26.3 kg 57.982 lb

FVV-65A-R3

Regulatory Compliance/Certifications

Agency	Classification
CHINA-ROHS	Below maximum concentration value
ISO 9001:2015	Designed, manufactured and/or distributed under this quality management system
REACH-SVHC	Compliant as per SVHC revision on www.commscope.com/ProductCompliance
ROHS	Compliant
UK-ROHS	Compliant



Included Products

BSAMNT-3	–	Wide Profile Antenna Downtilt Mounting Kit for 2.4 - 4.5 in (60 - 115 mm) OD round members. Kit contains one scissor top bracket set and one bottom bracket set.
----------	---	------------------------------------------------------------------------------------------------------------------------------------------------------------------

* Footnotes

Performance Note	Severe environmental conditions may degrade optimum performance
------------------	-----------------------------------------------------------------

BSAMNT-3



Wide Profile Antenna Downtilt Mounting Kit for 2.4 - 4.5 in (60 - 115 mm) OD round members. Kit contains one scissor top bracket set and one bottom bracket set.

Product Classification

Product Type Downtilt mounting kit

General Specifications

Application Outdoor

Color Silver

Dimensions

Compatible Diameter, maximum 115 mm | 4.528 in

Compatible Diameter, minimum 60 mm | 2.362 in

Weight, net 6.2 kg | 13.669 lb

Material Specifications

Material Type Galvanized steel

Packaging and Weights

Included Brackets | Hardware

Packaging quantity 1

Weight, gross 6.4 kg | 14.11 lb

Regulatory Compliance/Certifications

Agency	Classification
CE	Compliant with the relevant CE product directives
CHINA-ROHS	Below maximum concentration value
ISO 9001:2015	Designed, manufactured and/or distributed under this quality management system
REACH-SVHC	Compliant as per SVHC revision on www.andrew.com/ProductCompliance
ROHS	Compliant
UK-ROHS	Compliant

